



Refrigeration

INVERTER BOTTOM MOUNT RANGE
PRODUCT FLYER

NEW
PRODUCT

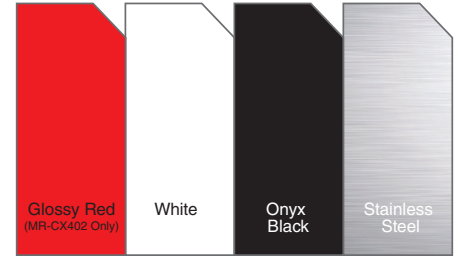


Bottom Mount

3 DOOR BOTTOM FREEZER INVERTER REFRIGERATORS



Available in a range of colours

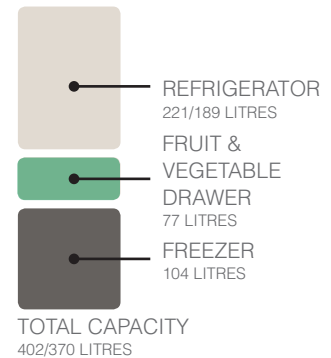


MR-CX402

402 Litres

MR-CX370

370 Litres



Vegetable Drawer

Designed to maximise the freshness of produce. The drawer features a higher humidity than the main refrigerator compartment and is ideal for storing and keeping fruit and vegetables crisper and fresher for longer.



Automatic Ice Maker

As there is no separate plumbing connection required, the fridge can be placed anywhere, not just near existing pipeworks. Simply fill the removable water tank and the Ice Maker is ready to go!



Sliding Chilled Cases

The Double Sliding Chilled Cases allow for easy access and greater storage. Ideal for separately storing dairy products, fresh fish or meat and chilling drinks. Food is stored at around 0°C, ensuring longer lasting freshness.



2-Way Flexi Glass Shelf

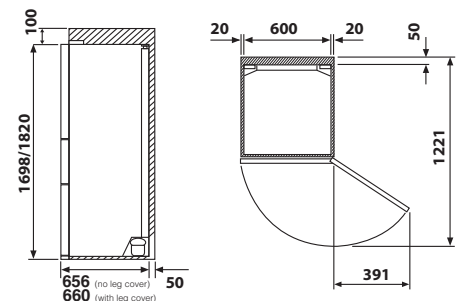
Make the Tempered Glass shelf deeper or push it in for more space. It is ideal for storing taller items such as a salad or dessert bowl.

MR-CX402 / MR-CX370 FEATURES

- » LED Light
- » Double Sliding Chilled Cases
- » Egg Shelf (1 egg rack)
- » Small Item Pocket
- » 2-Way Flexi Glass Shelf
- » Tempered Glass Shelf
- » Fruit & Vegetable Drawer
- » Door Alarm
- » Auto Ice Maker
- » Freezer Drawer
- » Adjustable Feet
- » Deodoriser Filter
- » 3.5 Star Energy Rating
- » R600a Refrigerant

MR-CX402 - HT: 1820mm

MR-CX370 - HT: 1698mm



Bottom Mount

2 DOOR BOTTOM FREEZER INVERTER REFRIGERATORS



Available in 3 colours


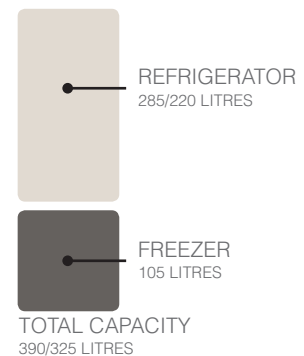


MR-BF390

390 Litres

MR-BF325

325 Litres



Ergonomic Design

The refrigeration compartment that is accessed most commonly is positioned at chest height. The separate drawers are placed conveniently from waist height down, providing quick and easy access.



2-Way Flexi Glass Shelf

Make the Tempered Glass shelf deeper or push it in for more space. It is ideal for storing taller items such as a salad or dessert bowl.



Freezer Drawer

It is roomy enough to fit bulky items such as ice cream tubs, loaves of bread and frozen vegetables. The top tray is ideal for storage and organisation of flat pack items such as meat packs.



LED Light

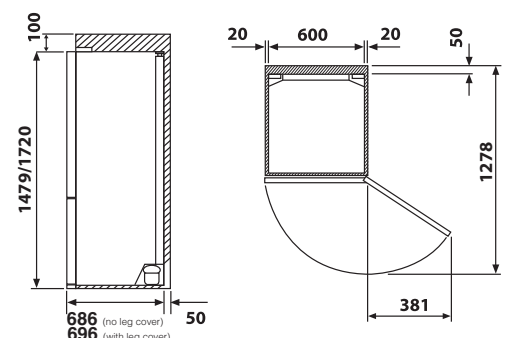
The energy efficient LED light will illuminate your refrigerator up to 50 times longer than an average refrigerator light bulb.

MR-BF390 / MR-BF325 FEATURES

- » Frost Free
- » 2-Way Flexi Glass Shelf
- » Door Alarm
- » Anti-bacteria Food Liner
- » Tempered Glass Shelf
- » Egg Shelf (1 egg rack)
- » Titanium Filter
- » Bottle Pocket & Bottle Dividers
- » LED Light
- » Revolving Ice Tray
- » Freezer Drawer
- » Adjustable Feet
- » 3.0 Star Energy Rating
- » R600a Refrigerant

MR-BF390 - HT: 1720 mm

MR-BF325 - HT: 1479 mm




SPECIFICATIONS

REFRIGERATOR			BOTTOM MOUNT 3 DOORS		BOTTOM MOUNT 2 DOORS	
MODEL			MR-CX370	MR-CX402	MR-BF325	MR-BF390
Capacity (Litre)	Total	GROSS	370	402	325	390
		NET	266	298	257	320
	Freezer Compartment	GROSS	104	104	105	105
		NET	55	55	54	54
		Refrigerator Compartment	GROSS	189	221	220
		NET	167	199	203	266
Dimensions (mm)	Vegetable Compartment	GROSS	77	77		
		NET	44	44		
	Width		600	600	600	600
	Height		1698	1820	1479	1720
Clearance Dimensions (mm)	Depth		656	656	686	686
	Depth with Leg Cover		660	660	696	696
	Top		100	100	100	100
	Left		20	20	20	20
	Right		20	20	20	20
	Back		50	50	50	50
Door Opening			Right	Right	Right	Right
Energy Efficiency						
Energy Star Rating			3.5	3.5	3.0	3.0
Energy Consumption (kWh/year)			337	351	370	400
Inverter Compressor			•	•	•	•
Refrigerant Type			R600a	R600a	R600a	R600a
Freezer Compartment						
Revolving Ice Tray (with box)					2	2
Upper Freezer Case			1	1		
Lower Freezer Case			1	1	1	1
Ice Storage Container with Spoon			1	1		
Refrigerator Compartment						
Cooling System			MULTI AIRFLOW	MULTI AIRFLOW	MULTI AIRFLOW	MULTI AIRFLOW
Frost Free			•	•	•	•
Anti-Bacteria Food Liner					•	•
Deodoriser			FILTER	FILTER	TITANIUM FILTER	TITANIUM FILTER
Minus Ion			•	•	•	•
VitalLED			•	•	•	•
Door Alarm			•	•	•	•
Auto Ice Maker			•	•		
Sliding Chilled Case			2	2		
Fruit & Vegetable Case					1	1
2-Way Flexi Glass Shelf			1	1	1	1
Tempered Glass Shelves			2	3	3	4
Egg Case			1	1	1	1
Light			LED Light	LED Light	LED Light	LED Light
Door Pockets			2	3	3	3
Bottle Pocket			1	1	1	2
Bottle Divider					1	1
Vegetable Compartment						
Vegetable Case			1	1		
Castors			4	4	4	4
Kick Plate			•	•	•	•
Adjustable Foot			2	2	2	2
Colour						
	White		•	•	•	•
	Stainless Steel		•	•	•	•
	Onyx Black		•	•	•	•
	Glossy Red			•		



Inverter Mitsubishi Electric refrigerators are backed by a comprehensive 10 year compressor and 5 years parts and labour warranty.



The inverter models continuously monitor the temperature within the refrigerator and adjust the power and running speed of the compressor accordingly, resulting in an optimum and a quieter operation.



MitsubishiElectric.com.au

April 2017

The specifications and information in this flyer are subject to change without notice. Colours depicted in this flyer may vary slightly. Images are for illustrational purposes only.